

St George's Catholic Primary School

Tapestry Online Learning Journal

Tuesday 29th October

What Is Tapestry?

- An Online Learning Journal system.
- Staff record children's progress and activities using tablet devices (iPads) and PCs.
- Parents can view their child's journal on mobile devices and on their home computers, and can make observations of their own using a secure login system.

Why Are We Using Tapestry?

- It creates a two way communication between us (the EYFS team), and you (the parents and carers).
- We can upload flexible media meaning you can see pictures and observations of what your child is doing at school.
- Greater opportunities to extend your child's learning at home. You can see what your child has been learning at school each week and talk about it at home.
- Unlike a physical, hard copy book, it's easy to share with groups of relatives, such as extended families, separated parents and relatives living overseas.

How Does It Work?


- Photos and observations are uploaded to Tapestry.
- It is accessed via the Android/iOS app or the Tapestry website.
- It enables you to comment on observations or add your own, so you can show us what your child is doing outside the school day – weekend trips, exciting learning opportunities, trip to the shops etc.
- Email notifications can be sent to inform parents of new observations and comments.

How We Plan To Use It

- Tapestry will go live on Monday 4th November
- From then you will receive updates on the activities that your child has been doing at school.

What Does It Look Like?


[Observations](#) [Children](#) 🔔 Mary Tapestry




GARDEN PLAY

20 Oct 2016 11:28 AM by [Previous Nursery Staff](#)

Finn found a tyre in the back garden. I asked if he could roll it. He pushed it along and he said "a bit heavy". The tyre then fell to the floor and Finn said "uh oh". Finn then ran over to another t...




EYFS 2




Bear hunts in Friston forest

16 Oct 2016 04:03 PM by [Previous Nursery Relative](#) Relative

Today we went on a bear hunt. We stumbled and tripped through the forest. Finn collected a bag of Autumn things to bring to nursery. We found a bear but it turned out to be Daddy and he gave a fright!...




2 3




AUTUMN GLOOP

10 Oct 2016 01:35 PM by [Previous Nursery Staff](#)

Today I enjoyed playing with the autumn gloop. It had leaves and sticks in it. Whilst playing Finn enjoyed putting it over his hands saying 'its funny and sticky'.



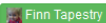
EYFS 4




PLAYDOH BIRTHDAY CAKE

10 Oct 2016 10:46 AM by [Previous Nursery Staff](#)

Finn made a "cake" with a "candle" using the play dough. He showed me and started singing 'happy birthday to you' and pretended to blow the candle out. He then laughed and clapped at himself.



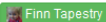
EYFS 1




LUCA'S KEYPERSON

29 Sep 2016 03:06 PM by [Previous Nursery Staff](#)

This term Finn's keyperson will be: Frances



1




TEDDY BEARS PICNIC


[Observations](#) [Children](#) 🔔 Mary Tapestry

Bear hunts in Friston forest


by [Previous Nursery Relative](#) added 16 Oct 2016 04:03 PM



Export



 Like



Notes

Today we went on a bear hunt. we stumbled and tripped through the forest. Finn collected a bag of Autumn things to bring to nursery. we found a bear but it turned out to be Daddy and he gave a fright! 🐻

What shall I put on tapestry?

Experiences that you have shared together that may connect to learning in school; achievements like swimming or gymnastics award; writing; counting; colouring; painting- almost everything is helpful!



Notes

on Sunday we went to 'Bilton house, Lillie did lots of leaf hunting like at pre-school. She also balanced her balance bike around the whole of the lake!

How Is The Data Protected?

- A password is required to access Tapestry, and parents can only view observations of their own children, or with permission, group observations..
- Data is stored separately for each school.
- Tapestry's developers and support personnel require our permission to access our Tapestry account.

Safe Usage

Online safety is extremely important to us

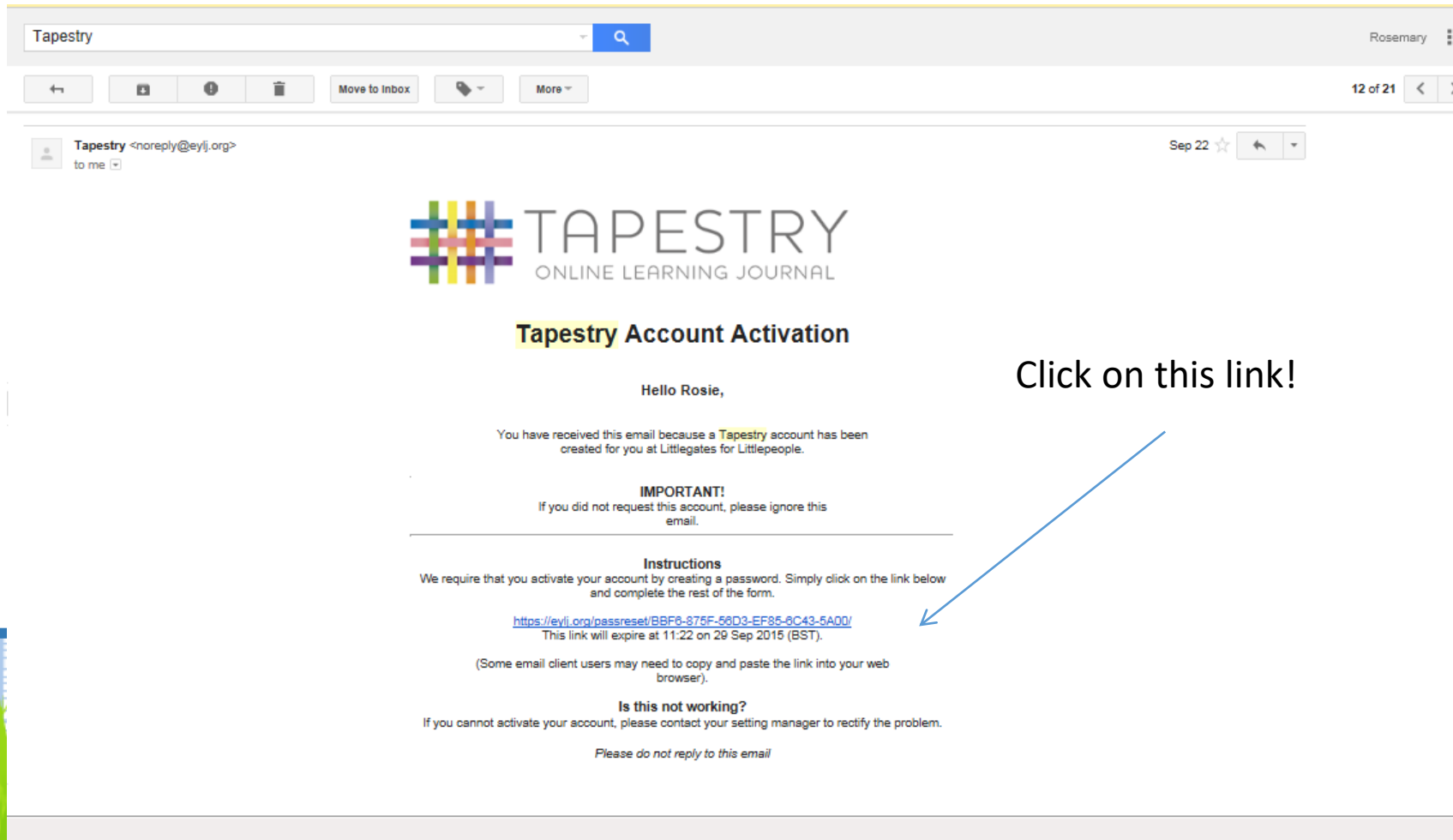
-Please take away and sign our school's Tapestry online safety agreement.

- I agree to uphold schools' request **not** to share or upload any photographs from your child's on-line learning journey to any social media sites.
- I will **keep** the login details within my trusted family.
- I agree to my child appearing in group photographs that may be included in other children's Learning Journeys.

How You Get Started?

- Please make sure the school has record of your up to date email address.
- You will receive an activation email from us so please follow the link and set up your password. The email will expire one week from us sending it to you.
- User guides for different devices are available today to take home.

Getting onto Tapestry



Account activated

You will then see a message to tell you that your account has been activated followed by this screen:

Type in your email address and password and your child's account will come up! **Pin codes** can be used on handheld devices.




Tapestry Log In

Email

Password

☐ Remember me on this computer | [Forgotten your password?](#)

 Sign In

Any Questions?